

ACCUEENERGY



CATALOGUE

MAKE ENERGY USAGE SMARTER





Table Of Content

About Accuenergy	4
Accuenergy Meters	6
Acuvim II - Advanced Multi-Function Power & Energy Meter Series	6
Acuvim II - Expansion Modules.....	8
Acuvim II + AXM-WEB2.....	9
Acuvim-L - Standard Multi-Function Power & Energy Meter Series	10
AcuRev 1310 - DIN-Rail Digital Panel Meter.....	12
EV300 - Panel Meter Series.....	14
AcuPanel 9100 - Pre-Wired Metering Panels.....	16
AcuRev 2100 - Multi-Circuit Submeter with SnapOn CT Technology	18
AcuRev 2000 - Multi-Circuit Energy Meter	20
AcuDC 240 - DC Energy Meter.....	22
Communications & Software Solutions	24
AcuCloud - Cloud-Based Metering Platform.....	24
AcuLink 810 - Data Acquisition Gateway.....	26
AcuMesh - Wireless RS485 Metering Network	28
Current Transformers	29
AcuCT Flex - Rogowski Coils.....	29
RIK Series - Rogowski Integrator Kit.....	30
AcuCT R - Revenue-Grade Split-Core Current Transformer.....	31
AcuCT mV - 333mV Split-Core Current Transformer	32
AcuCT 5A - 5A Split-Core Current Transformer	33
AcuCT Hinged - 5A Split-Core Current Transformer	34
AcuCT S113 - Solid-Core Current Transformer	35
AcuCT S77 - Revenue-Grade Solid-Core Current Transformer	36
HAB 16555 - DC Current Sensors	37
HAK - Hall Effect Current Sensors.....	37
HV2 - DC Voltage Sensor	38
DC Shunts - Shunt Series	38

We Are Accuenergy

Accuenergy Inc. specializes in power metering solutions that lead the industry in revenue grade energy metering, power quality analysis, ease of deployment and advanced communication methods. Our reliable power meters have been used globally to monitor electrical systems in commercial and industrial facilities, multi-tenant buildings, data centres, and cell towers for more than 20 years.

Our goal is to provide users with well-designed products that are easy to implement without sacrificing key functionality. Our pre-wired panel meters and wireless submeters are designed to offer the simplest tenant billing and metering solutions on the market, while providing ease of installation.





ACUVIM II



Advanced Multi-Function Power & Energy Meter Series

The Acuvim II series energy submeters are the simple, robust solution for power monitoring, power quality analysis, kW metering, and more. Designed for easy integration in almost any metering application, a wide array of plug-in expansion modules allows communication on over 15 different industry-standard protocols.

ACCUENERGY.COM/ACUVIM-II



Key Specifications


- Revenue grade ANSI C12.20 Class 0.2 & IEC 62053-22 Class 0.2s
- Built-in Modbus-RTU and BACnet-MS/TP via RS485 port
- Expand with dual RJ45, WiFi, Fiber optic, Profibus and more interfaces
- Add up to three I/O expansion modules
- MV90 compatibility
- Datalogging with up to 50ms logging interval and graphical trending analysis*
- COMTRADE Waveform file format*
- Threshold alarms can be set to notify users of potential issues
- Time-of-Use (TOU) capability allows time-based or tier-based rate structure*
- Support BACnet, SNMP, EtherNet/IP, IPv6, RSTP, HTTPS,sFTP, MQTT and more protocols for integration
- Cloud metering data storage & analytics

*Selected models only

PRODUCT COMPATIBILITY



ACUPANEL
COMPATIBLE
METER



Data Logging

Essential to trend analysis and reporting, the Acuvim IIR, IIE, and IIW offer a robust data logging feature where most metering parameters can be recorded for later review. The integrated real-time clock ensures logged events are accurately time stamped. 8MB of non-volatile memory is built into the meter and, by equipping the AXM-WEB2 module, an additional 8GB of memory with up to a 50ms logging interval is made available.

Anti-Tampering Seal

Much like a utility meter, the Acuvim II can be physically sealed to protect against tampering. All metrological programming and user-defined parameters are safeguarded with the physical seal.

Alarms

Quickly set over or under limit alarms for up to 16 indicated parameters with a specified time interval. If a parameter goes outside its setting limit, the alarm output is triggered, and the event is recorded with a time and date stamp for later analysis. Easy to manage and customize, the alarm can be configured using any of 80 available parameters.

Power Quality Monitoring

Power quality monitoring ensures systems run at maximum efficiency. The Acuvim IIW can detect energy deviations using harmonic analysis, event logging, and waveform capture. Facility managers can use the detailed PQ data to diagnose power quality issues before they result in system inefficiency.

Waveform Capture


The Acuvim IIW can record 100 groups of voltage and current waveforms. The instrument supports a settable triggering condition and provides a waveform record of 10 cycles before and after each triggering point. Data can be stored in the COMTRADE waveform file format for later analysis.

Time-Of-Use

Time-based tariffs can lead to higher power bills when energy-intensive devices are run during peak hours. Time-of-use metering allows facility managers to reduce energy costs where TOU rates have been applied. Gain valuable insight into a facility's load profile with built-in peak analysis tools.

AXM-DIN Rail Mounting Adapter

The AXM-DIN Rail Adapter is the easy solution for panel-mount Acuvim II series meters on either horizontal or vertical DIN rail.



IP66/NEMA4X Adapter Protection Cover

Defend against dust, water, or other contaminants: The Protection Cover is designed for all Acuvim II panel meters. It increases the IP environmental rating of a meter's display to IP66 or NEMA 4X.



Acuvim II Series Models

	Acuvim II	Acuvim IIR	Acuvim IIE	Acuvim IIW
Application	General Use	Billing / Data Logging	Time-of-Use	Power Quality
Metering	400 Parameters	400 Parameters	400 Parameters	400 Parameters
Data Logging		•	•	•
Onboard Memory		8MB	8MB	16MB
With AXM-WEB2	8GB	8GB	8GB	8GB
Time-of-Use			•	
Power Quality				•



EXPANSION MODULES

Snap-On Communication Modules for Acuvim II Series Meters



Acuvim II Communication Modules

The AXM modules are designed to expand the communication capabilities of the Acuvim II meter. Easy to deploy, the field-expandable modules connect directly to the meter to boost the number of compatible communication protocols or increase the number of I/O ports.



ACCUENERGY.COM/AXM-MODULES

I/O Modules

	AXM-IO1	AXM-IO2	AXM-IO3
Digital Input	6	4	4
Digital Output	-	2	-
Relay Output	2	-	2
Analog Inputs	-	-	2
Analog Outputs	-	2	-

Acuvim II AXM Expansion Modules

	Standard	AXM WEB2 FOLC	AXM WEB2	AXM WEB PUSH	AXM BMS	AXM BIP	AXM PROFI	AXM RS485	AXM MESH
Modbus-RTU	•							•	
DNP 3.0 Over IP		•	•	•					
IEC 61850		•	•	•					
Modbus-TCP/IP		•	•	•					
HTTP/HTTPs Webserver		•	•	•		•			
SMTP Email		•	•	•					
SNMP V3		•	•	•					
EtherNet/IP, MQTT, RSTP, IPv6		•	•	•					
HTTP/HTTPs Push		•	•	•					
FTP Post		•	•	•					
sFTP Server		•	•	•					
Datalogging		8GB	8GB	4GB					
BACnet-MS/TP					•				
BACnet-IP		•	•			•			
PROFIBUS							•		
WiFi		•	•						
RJ45 Ports		•	•						
Fiber Optics LC		•							
RF									•



ACUVIM II + AXM-WEB2 • AXM-WEB2 FOLC

WiFi + Dual Ethernet

WiFi + Ethernet + Fiber Optics LC

ACCUENERGY.COM/AXM-WEB2
ACCUENERGY.COM/AXM-WEB2-FOLC



Key Specifications

- Graphical display for easy analysis
- Metered data is backed up in 8GB non-volatile memory
- RJ45 daisy chain up to 32 devices using dual Ethernet ports
- Maintain high availability with RSTP
- Industry-leading 40ms response rates via Modbus TCP/IP
- Custom Modbus register list groups key parameters
- Compliant with industry-standard security protocols
- IPV6 & IPV4 dual IP network support
- Over-the-air (OTA) firmware updates
- Easy integration with Allen Bradley & Rockwell systems

Web Interface Provides Remote Access

Take full control of the Acuvim II power meter through the web browser interface. Access complete energy from anywhere in the world. Manage and update meter configuration settings including 16 over/under alarm settings. Two-tier user control settings ensure reliable access without compromising meter security.

Flexible Communication Support

Designed to securely meet a wide range of industrial communication requirements, each module is equipped with both Ethernet and WiFi channels. Additionally, the AXM-WEB2 FOLC includes a fiber optic LC port for fast, reliable signal transmission. Communication ports can be utilized simultaneously across different networks or data acquisition systems.

IEC 61850 Certification

The Acuvim II power meter with AXM-WEB2/AXM-WEB2 FOLC communication module has been 3rd party certified to meet stringent IEC 61850 (2nd ed.) requirements for seamless deployment in substations and other critical facilities.

Data Logging & Event Storage

The AXM-WEB2 module expands the meter's memory to an industry-leading 8GB with 50ms interval datalogging. Most metering parameters can be recorded for later download or analysis.



Datalogging and Event Storage



WPA2 Enterprise security protocol



Access anywhere via SerialNumber.accuenergy.io



COMtrade Waveform Format



Daisy-chain support via Ethernet ports,



ACUVIM-L



Standard Multifunction Power & Energy Meter Series

The Acuvim-L is a cost-effective power meter that offers quality and performance for standard metering applications. Designed for easy integration in panel or device monitoring applications, plug-in expansion modules add digital I/O options and industrial protocols.

ACCUENERGY.COM/ACUVIM-L



Key Specifications

- Three different models available for industry-specific applications
- Revenue grade ANSI C12.20 class 0.5 & IEC 62053-22 class 0.5s
- Available Modbus-RTU communications
- Rugged enclosure for harsh environments
- 4-line LCD with backlight
- Add PROFIBUS, Modbus-TCP/IP, BACnet-IP, SNMP, HTTP/HTTPs Post, and FTP Post with plug in expansion modules
- Available as a panel mount meter or DIN rail mount transducer
- Built-in power supply for fast, easy installation

* Selected models only.

PRODUCT COMPATIBILITY






Modbus with PROFIBUS Option

The Acuim-CL and EL meters are equipped with Modbus-RTU protocol, allowing for easy meter interoperability between devices that utilize serial communication. Through an expansion module, add optional PROFIBUS protocol ideal for factory automation systems.

Power Quality Monitoring

Monitor for energy deviations, such as sags or swells, using harmonic analysis, event logging, and waveform capture. Facility managers can use the detailed PQ data to diagnose power quality issues before they result in equipment breakdown or system inefficiency.

Time-of-Use (TOU)

TOU is ideal for submetering in regions that have a sliding scale rate or are tariff -based. The Acuim-EL allows energy professionals to replicate their utility's complex time-of-use billing structures for up to 4 tariffs, 12 seasons, and 14 schedules for accurate reports.

AXM-DIN Rail Mounting Adapter

The LX-DIN Rail Adapter is the easy solution for panel-mount Acuim-L series meters on either horizontal or vertical DIN rail.



Alarms

Set over or under limit alarms for up to 2 indicated parameters with a specified time interval. If a parameter exceeds the set limit, the alarm output is triggered, and the event is recorded with a time stamp for later analysis. Alarms can be configured using any of 35 available parameters.

IP66/NEMA4X Adapter Protection Cover

The protection cover is designed to defend against dust, water, or other contaminants. It increases the IP environmental rating of a meter's display.



Acuim-L Series Models

	BL	CL	EL
Application	Digital Integration	Modbus Integration	Time-of-Use & Tariff Metering
Metering	Voltage (V), Current (Amp), Power (kW)	Voltage (V), Current (Amp), Power (kW)	Voltage (V), Current (Amp), Power (kW)
Energy & Demand	•	•	•
Time-of-use			•
Power Quality	•	•	•
Built-in Communication	2 Digital I/O	Modbus-RTU	Modbus-RTU
Expansion Modules		Digital Input, Digital Output, PROFIBUS, L-WEB	Digital Input, Digital Output, PROFIBUS, L-WEB
DIN Rail Mount Option		•	•

Acuim-L LX Series Expansion Modules

	LX-1	LX-2	LX-3	LX-4	LX-5	LX-6
Digital Input (DI)	4	4	-	4	4	4
Digital Output (DO)	2	2	-	2	-	-
RS485 Port	-	1	-	-	-	1
PROFIBUS Port	-	-	1	1	-	-
Relay Output	-	1	-	-	2	2

L-WEB Ethernet Module

L-WEB	
Protocols	Modbus-TCP/IP, BACnet-IP, SNMP, HTTP/HTTPS Post, or FTP Post
Ethernet Port	1
Datalogging	4GB





AcuRev 1310



DIN-Rail Digital Panel Meter

The AcuRev 1310 combines high performance with easy integration to provide a cost-effective power and energy monitoring solution for three-phase AC systems. It's robust design features a built-in LCD, Modbus-RTU communications, and 4 current input channels.

ACUENERGY.COM/ACUREV-1310



Key Specifications

- Utility revenue grade accuracy - IEC 62053-22 0.5s Class / ANSI C12.20 0.5 Class
- Measurement Canada approved
- Compatible with a variety of CT options: 5A/1A, 333mV, Flexible Rogowski Coil, and 80/100/200mA
- 4 Channel current input including neutral current measurement
- Residual current measurement available
- 10-690Vac direct voltage input; fits all voltage rating system with one model
- Integrated RS485 port with Modbus-RTU and BACnet MS/TP for communication with most systems.
- Standard DIN-rail mount for ease-of-installation
- Compatible with both 50Hz and 60Hz systems
- Built-in energy pulse output and alarm output
- Optional relay output for alarm and remote control

PRODUCT COMPATIBILITY



4 Channel CT Input

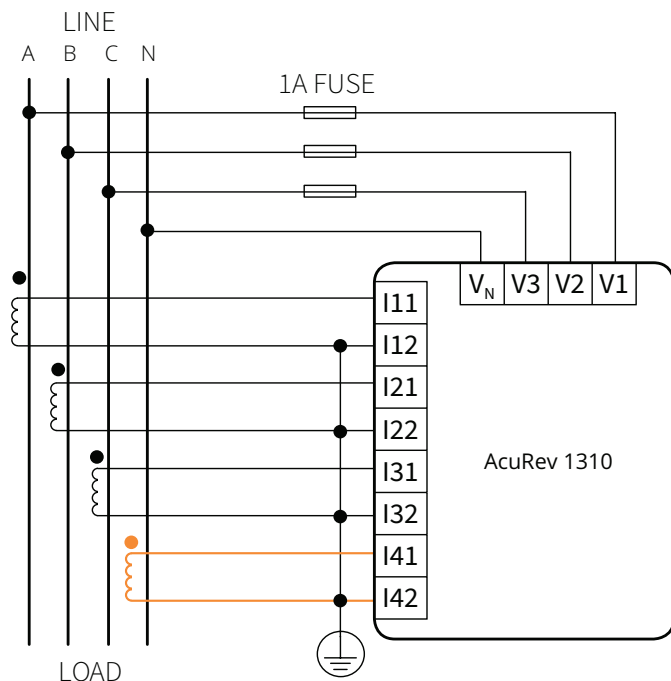
Accurately measure neutral current with 4th CT channel to provide residual current measurement.

Auto Phase-Check

Designed to automatically check most common wiring mistakes including CT orientation, as well as voltage and current phase alignment.


Supports All Electrical Systems

Monitor a variety of electrical systems including three-phase three wire (3P3W), three-phase four-wire (3P4W), single-phase three-wire (1P3W two element), single-phase two-wire (1P2W one element), and more.



NEMA 4X Rated Wall Mount Enclosure For AcuRev 1310 Series

The AcuRev 1310 enclosure (AcuRev 1310-ENC) offers a mounting option for AcuRev1310 Series energy meters that helps protect from tampering and the elements.



AcuRev 1310 Series Models

	1311	1312	1313	1314
Application	DIN-Rail mounted realtime energy monitoring	DIN-Rail mounted real-time power and energy monitoring	DIN-Rail mounted real-time bi-directional power and energy monitoring	DIN-Rail mounted real-time multifunction monitoring with neutral current measurement and calculated residual current
Metering	Energy, Voltage, Current, Active Power	Energy, Time-of-Use, Power Demand, Current Demand, Voltage, Current, Power, Power Factor, Frequency	Energy, Time-of-Use, Power Demand, Current Demand, Voltage, Current, Power, Power Factor, Frequency	Energy, Time-of-Use, Power Demand, Current Demand, Voltage, Current, Power, Power Factor, Frequency
Current Input	5A/1A: Field-Configurable 5A or 1A Current Transformer Input 333mV: 333mV Current Transformer Input RCT: Flexible Rogowski Coil Current Transformer Input 80/100/200mA: Field Configurable 80mA, 100mA or 200mA Current Transformer Input			
I/O Options	One relay output for alarm and remote control			



EV300



Panel Meter Series

The EV300 energy meter is equipped with key essential metering parameters for an affordable, reliable solution. Combining revenue grade accuracy and custom I/O options, this panel-mountable meter's compact form-factor is ideal for a wide range of applications.

ACCUENERGY.COM/EV300



Key Specifications

- Bi-directional energy metering
- Utility revenue grade accuracy
- Field configurable 5A/1A CT input
- Compatible with both 50Hz and 60Hz systems
- RS485 port built-in with Modbus-RTU
- Standard panel mount 96mm DIN-direct retrofit
- Switch status monitoring and controlling
- Energy pulse output
- 4-20mA analog transducer output
- Over/Under limit alarm-triggered relay output
- Lowest cost in the same class guaranteed

PRODUCT COMPATIBILITY






Modbus-RTU via RS485

EV300 series meters are Modbus-RTU protocol ready, allowing meter data interoperability between devices that utilizes serial communication.

Frequency

Automatic frequency detection adapts to 50Hz or 60Hz systems without compromising accuracy, simplifying the design and eliminating international OEM frequency issues.

Voltage

Supports any voltage system with a rating between 10V to 230V/400V. It also allows potential transformer ratio configuration.

Digital Output

Pulse output monitors all utilities including water, gas, & electricity provides energy data to any data acquisition server without communication.

Current

Field-configurable 5A and 1A CT input to suit any industrial current transformer.

Analog Output

Industry standard signal 4-20mA analog output is used for automation and process control and can be directly used with any programmable logic controller (PLC).

EV300 Series Models

	EV387	EV390
Voltage (V)	•	•
Current (Amp)	•	•
Power (kW)		•
Reactive Power (kVar)		•
Apparent Power (kVA)		•
Power Factor (PF)		•
Frequency (Hz)		•
Energy (Import/Export/Total/Net)		•
Reactive Energy (Import/Export/Total/Net)	•	•
Modbus-RTU via RS485	•	•
LCD Display	•	•

EV300 Series Input/Output Selection Table

	E0	E1	E2	E3	E4
Digital Input	2	6	6	6	6
Digital Output (Pulse)	-	-	2	2	-
Analog Output (4-20mA)	-	-	-	2	2
Relay Output	-	2	-	-	2
Auxiliary Power 24Vdc	-	1	1	-	-



AcuPanel 9100



Pre-Wired Metering Panels

Cut down on costly installation & avoid wiring error with these pre-configured and pre-installed panel metering systems. The AcuPanel series also feature some of Accuenergy's most powerful meters including the Acuvim II, Acuvim L, and AcuRev 2100 series, secured in a either a NEMA 4 or NEMA 4X enclosure for versatile installation options.

ACCUENERGY.COM/ACUPANEL



Key Specifications

- Factory pre-wired for fast, reliable installation
- Factory pre-configuration eliminates meter programming on-site
- Required accessory components are all pre-installed
- Self-powered panel does not require separate power supply
- Durable enclosures provide high tolerance for external force with well protection
- Housed in either a NEMA 4 rated industrial steel enclosure, or NEMA 4X rated polycarbonate enclosure for either indoor or outdoor implementation
- Available metering options include the Acuvim II Series, Acuvim II BN, Acuvim L Series, EV300, AcuDC 240, and AcuRev 2100.


PRODUCT COMPATIBILITY






Clean Factory Wiring

Factory installed connections and components have been diligently tested to be reliable and dependable for an error-free integration into your system.



Components Included

Pre-assembled shorting blocks for current transformers and fused terminal blocks for voltage connections are colour coded and clearly labeled to allow for time-saving maintenance and identification.



Pre-Cut Enclosure

Two pluggable, pre-cut holes allow wires to be securely fed through the enclosure without any added modifications to the enclosure. Simple grounding wire are firmly installed inside.

NEMA 4 Enclosure


Made from durable steel, this indoor rated enclosure provides a degree of protection against dirt, dust, and other solid objects.

NEMA 4X Enclosure

Rated for indoor and outdoor use, this NEMA 4X enclosure provides the ultimate shield against hostile environmental hazards including adverse weather & corrosion.

Standard pre-wired enclosure includes:

- Terminal blocks for current transformer input
- Shorting block for current transformer
- Terminals blocks for voltage input
- 3 Industrial-grade fuses



AcuPanel Series Models

	AcuPanel 9104	AcuPanel 9104X	AcuPanel 9104X-DC	AcuPanel 9106X
Compatible Meters	Acuvim II, Acuvim IIBN, Acuvim L, EV300	Acuvim II, Acuvim IIBN, Acuvim L, EV300	AcuDC 240	AcuRev 2100
Application	Indoor installations that require rugged protection, but not weather resistance	Indoor or outdoor installations that require exceptional environmental protection and weather resistance		
NEMA Rating	NEMA 4	NEMA 4X	NEMA 4X	NEMA 4X
Material	Steel	Polycarbonate	Polycarbonate	Polycarbonate
Anti-Corrosive		•	•	•
Dust-Proof	•	•	•	•
Suitable for Indoor Use	•	•	•	•
Suitable for Outdoor Use		•	•	•
Pre-Wired	•	•	•	•
Pre-Configured	•	•	•	•

AcuRev 2100

Multi-Circuit Submeter with SnapOn CT Technology

Monitor Multiple Circuits with SnapOn CT Technology. The AcuRev 2100 is the next-generation multi-circuit power and energy meter designed to measure 18 single-phase or 6 three-phase circuits using SnapOn CT technology for quick and easy installations in high-density, multi-point applications. Reliably monitor real-time energy consumption and power quality in commercial, residential, and industrial multi-tenant energy management systems.



ACCUENERGY.COM/ACUREV-2100



Key Specifications

- Measure 18 single-phase or 6 three-phase circuits
- Measurement Canada approved revenue-grade (ANSI C12.2 Class 0.5 & IEC 62053-22 Class 0.5s)
- Advanced power quality analysis
- Built-in WEB2 module meets all communication protocol needs
- Modbus TCP/IP, BACnet IP, SMTP, HTTP/HTTPS Post, FTP & NTP, SFTP, SNMPv3, and RSTP
- WiFi communication channel, with IPv6
- Remote meter access via SerialNumber.accuenergy.io
- Dual Ethernet ports for unparalleled communication and daisy-chain connection
- Secure and encrypted HTTPS web server for meter reading and configuration
- 8GB onboard memory for data logging and historical trend analysis
- Programming and terminal tamper-proof seal
- 18 Digital Inputs for water and gas metering
- 6 Digital Outputs, 2 Relay Outputs
- Optional cloud-based data storage with AcuCloud

PRODUCT COMPATIBILITY



ACUPANEL
COMPATIBLE
METER



SnapOn CT Technology

Accuenergy has designed an innovative CT technology that allows any 80mA, 100mA, or 333mV current transformer to plug into the AcuRev 2100 submeter without the use of traditional terminal blocks or error prone wiring configuration. Simply attach the SnapOn connector to a CT and plug into the meter for a fast, convenient installation experience. 20 SnapOn CT connectors are included with the meter.

Measurement Canada Approved

The AcuRev 2100 is approved to meet stringent Measurement Canada specifications and ANSI C12.20 Class 0.5 and IEC 62053-22 Class 0.5s accuracy requirements. Terminal sealing provides added security, prevents tampering with metering settings, and safeguards data integrity.

Over/Under Limit Alarms

Ten limit alarms can be assigned to various conditions. The alarm function effectively alerts and protects systems by sending out notifications and automatically shutting down equipment. Alarms can be configured for peak demand, current, or power quality thresholds. Use the web interface to view active and historical alarms, as well as configure new alarms.

WEB2

The built-in WEB2 module provides remote access to real-time energy data monitoring. View details on power & energy, power quality, and other critical measurements. A wide range of communication methods are supported including dual Ethernet & WiFi. Additionally, it provides compatibility with an array of industrial protocols including Modbus TCP/IP, BACnet IP, MQTT, SMTP, HTTP/ HTTPs Post, and more.

Power Quality Analysis

Power quality analysis is essential in industrial & commercial applications where protecting sensitive electronic equipment is critical. AcuRev 2100 series meters provide power quality parameters such as voltage and current THD, individual voltage and current harmonics up to the 31st order, voltage crest factor, current K factor, and voltage and current unbalance. These parameters are monitored in real-time and logged in memory.

Data Logging

Real-time energy metering, power quality analysis, and I/O data can be stored in the onboard, non-volatile memory. Logged information can be retrieved via serial connection or remotely by Ethernet in Excel, CSV, or text format for historical trending and system analysis. The ample internal memory provides class-leading storage capacity suitable for any advanced application. For instance, it will take over 100 years to fill the memory if the meter is configured to monitor 100 energy parameters at 5-minute intervals.

IP66/67 Rated Wall Mount Enclosure

The AcuRev 2100 enclosure (*ENC-12127PIP67*) offers a mounting option for AcuRev 2100 Series energy meters that helps protect from tampering and the elements.



AcuRev 2100 Series Models

AcuRev 2110	
Application	Multi-Tenant & High-Density Submetering
Number of Single Phase Circuits Monitored	18
Number of Three Phase Circuits Monitored	6
CT Input	80mA, 100mA, 333mV, Rogowski Coil
Communication	RS485, Dual RJ45, WiFi



AcuRev 2000



Multi-Circuit Energy Meter

The AcuRev 2000 series multi-circuit power and energy meters offer revenue-grade accuracy for multi-tenant billing and high-density multi-point metering. They feature built-in data logging capabilities, multi-tariff time-of-use (TOU) functionality, and power quality metering across 18 single-phase circuits or 6 three-phase circuits.

ACCUENERGY.COM/ACUREV-2000



Key Specifications

- 18 channels for 18 single-phase or 6 three-phase circuits
- Revenue grade standard ANSI C12.20 class 0.5 and IEC 62053-22 class 0.5s
- Built-in Modbus-RTU via RS485 for integration
- Support for a wide range of protocols include Modbus TCP/IP, BACnet-IP, WiFi, Ethernet, SMTP, HTTP/HTTPS Post, FTP, and SNMP
- SSL encrypted webserver plus TLS 1.2 compliance for industry-leading cybersecurity standard
- sFTP server for data-log storage and retrieval
- Ethernet and WiFi communication with built-in secure HTTPs cloud server
- 4GB onboard memory for data logging and historical trend analysis
- Over/under limit alarms for demand control
- Programmable tariff periods for utility billing
- Optional cloud-based data storage with AcuCloud

PRODUCT COMPATIBILITY



WEB Module

Accuenergy's WEB Ethernet communication module comes built directly into the AcuRev 2000 multi-circuit meter. It provides a single Ethernet connection with a wide range of communication protocols and a web interface that can be accessed by any browser-based computer to view real-time metering reports and manage connected devices.

Over/Under Limit Alarms

Ten limit alarms can be assigned to various conditions. The alarm function effectively alerts and protects systems by sending out notifications and automatically shutting down equipment. Alarms can be configured for peak demand, current, or power quality thresholds. Use the web interface to view active and historical alarms, as well as configure new alarms.

Data Logging

Critical data, such as real-time energy and power quality measurements, is stored in non-volatile memory. Logged information is easily retrieved through a serial connection or remotely via Ethernet in Excel, CSV, or text file formats and is valuable for examining historical trends or enhancing energy systems. The 4GB of onboard memory has capacity for over three years of energy data collected at 15-minute intervals.

Time-of-Use (TOU)

TOU is ideal for submetering in regions that have a sliding scale rate or are tariff-based. The AcuRev 2000 allows energy professionals to replicate their utility's complex time-of-use billing structures for up to 4 tariffs (sharp, peak, valley, normal), 14 schedules, and 14 segments for accurate reports.

Power Quality

Power quality analysis is essential in applications where protecting sensitive electronic equipment is critical. AcuRev 2000 series meters provide power quality parameters such as voltage and current THD, individual voltage and current harmonics up to the 31st order, voltage crest factor, current K factor, and voltage and current unbalance. These parameters are monitored in real-time and logged in memory.

Pulse Counter

AcuRev 2000 employs 8 digital inputs and 2 digital outputs to count pulses from water, heat, energy or gas meters to form a complete submetering solution for your multi-tenant building. Deliver accurate metering data to energy management platforms to measure & verify your utility bill.

AcuRev 2000 Series Models

	1EM	2EM
Application	Retrofit Multi-Tenant Submetering	Branch Circuit Monitoring
Number of Single Phase 1 Hot Circuits Monitored	9	18
Number of Three Phase Circuits Monitored	3	6
Additional CTs Required	Yes	Yes
CT Input	Via 333mV CTs or Rogowski Coil CT	Via 333mV CTs or Rogowski Coil CT



AcuDC 240



DC Energy Meter

The AcuDC 240 series of DC power and energy meters are designed for monitoring DC consumption and generation in applications like renewable energy. The AcuDC 240 is a effective metering device able to read voltage, current, power, energy and ampere-hour.





ACCUENERGY.COM/ACUDC-240



Key Specifications

- Built-in three-line LCD
- Modbus-RTU communications.
- Monitor and control power switches
- Standard 72x72mm size allows for drawer-type panel installation
- 0.2% accuracy on voltage and current; 0.5% on power and energy parameters.
- Accessible with SCADA, PLC systems
- Onboard datalogging provides historical logging of all DC metering parameters for analysis
- Built-in Hall effect sensor power supply (+/-15Vdc) for ease-of-measuring
- Optional digital input and output, analog and relay output I/O expansions

PRODUCT COMPATIBILITY

Solar Arrays

Directly monitor the power and energy produced from the solar array, before the inverter, for the most accurate analysis of solar production.

Wind Turbines


Meter the production and effectiveness of wind generated energy before its sent into the grid and integrate with existing systems through Modbus-RTU.

Vehicle Charging

Audit and observe the electrical consumption of charging stations or individual EV motors from a charge station in real time, as an accumulated total, and with historical data logging.

AcuDC 240 Series Din Rail Mounting Adapter

AcuDC 240 Series DIN Rail adapter (DC-DIN) provides an easy installation for all panel-mounted AcuDC 240 meter models and I/O options that require a DIN rail solution.



Communications Modules

These plug-in expansion modules are available for the AcuDC line of DC power and energy meters.



AcuDC 240 Series Models

Function	AcuDC 243
Application	All DC Monitoring & Metering Applications
Metering Parameters	Voltage, Current, Power, Energy, Ampere-Hour
I/O Modules Available	•
Data Logging	Optional
Communication Protocol	Modbus-RTU

AcuDC 240X Expansion Modules

	Digital Input (DI)	Analog Output (AO)	Analog Input (AI)	Relay Output (RO)	Digital Output (DO)	Hall Effect Sensor Power Supply
X1	2	2				
X2	2	2				
X3	2			2		
X4	2				2	
X5	2					+/-15Vdc
X6			2			+/-15Vdc
X7			2			+/-15Vdc



AcuCloud



CLOUD BASED METERING

Energy Management Software

AcuCloud Software is a cloud-based energy data management platform that provides facilities professionals access to real-time and historical data from power and energy meters. Users can view, download, and share energy data as well as perform sophisticated analysis and report creation.



ACCUENERGY.COM/ACUCLOUD

Key Features

- Feature-rich set of tools for monitoring real time energy, performing M&V, interpreting energy trends, and analysing a complete energy portfolio.
- Efficient delivery of complex data in an intuitive, user-friendly format.
- Seamless integration with Accuenergy web-enabled devices or via AcuLink 810 as a gateway for serial and third party devices.

PRODUCT COMPATIBILITY



Data Storage + History

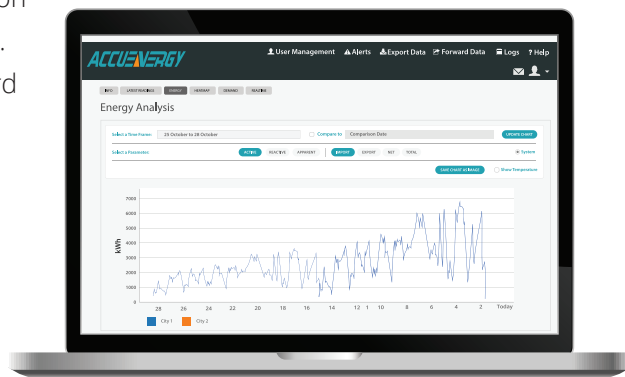
Energy managers have access to energy data in unparalleled detail. AcuCloud stores the history for important energy parameters including per phase and system voltage, current, power, energy, power factor, demand, and pulse data in 5-minute intervals.

Data Sharing + Integration

Successful energy management depends on the stable integration of energy data across platforms. AcuCloud makes it easy to forward all metered data to a 3rd party software system for analysis, reporting, billing, efficiency studies, or measurement & verification projects. Multiple data formats are supported.

Flexible Reporting

Collaborate with colleagues on critical facility decisions: AcuCloud features a powerful sharing tool which allows data to be downloaded & emailed for insightful project coordination. Easily send all reports or choose from a range of valuable, pre-configured dashboards that highlight key energy management metrics.



Convenient Alerts

When energy usage reaches a threshold or if a meter goes offline, a timely alert can be critical to ongoing facility operations. AcuCloud offers configurable email alerts that are automatically triggered.

Powerful Data Analysis

Metered data has no value without additional analysis from sophisticated software. Simple, yet powerful data analytics tools provide actionable insight. Monitor trends, perform analysis, manage energy projects, and more.

APPLICATIONS:

Tenant Kilowatt-Hour Profiles

- Provide each tenant with account access to view real-time energy & consumption trends
- Tenant profiles raise awareness of energy usage and can be compared against building averages
- Analyze the energy usage for multiple tenant groups

Tenant Billing Management

- Manage tenant bills individually
- Adapt to various billing structures
- Generate bills from multiple submeters for internal rebilling or cost allocation
- Use custom rate structures and formulas to create bills that fit any circumstance

ACUCLOUD INTEGRATION EXTENSIONS:

Tariff Analytics

Quickly assess the anticipated savings when negotiating new energy contracts with utilities. Enter a proposed rate and the tariff analysis tool calculates payments based on the past energy consumption.

Trending Analytics

Energy profiles make it easy to analyze usage patterns and identify irregularities.

Measurement and Verification


An advanced alternative to tedious spreadsheets: track energy conservation, calculate average consumption, and verify outcomes after upgrades.

Dashboard

Use configurable widgets to monitor measurements, metrics, and savings.



AcuLink 810



Data Acquisition Server & Gateway

Accuenergy's AcuLink 810 is a comprehensive DAQ BACnet gateway and server. Devices and metering data can be managed and accessed through a central hub before distributed to an energy management system. Energy data is available to be stored locally or transferred via an IP-based network to a remote server or controller.

ACCUENERGY.COM/ACULINK-810



Key Specifications

- Track energy usage, peak demand and other energy parameters
- BACnet-MS/TP data acquisition and logging with 8GB on-board memory
- BACnet gateway (Converts Modbus-RTU and BACnet-MS/TP to BACnet IP)
- Remote access to monitor and configure devices
- RSTP high availability to reduce network downtime
- Poll data from all RTU devices via Modbus-TCP/IP
- Ethernet Gateway for Modbus RS485 and Digital Output Devices
- Remote web-server access for real-time data and easy configurations
- Dual Ethernet RJ45 port and WiFi communication channels
- SSL and TLS1.2 compliant enhanced cybersecurity protection
- Over/Under alarm monitoring for connected devices

PRODUCT COMPATIBILITY



BACnet Gateway

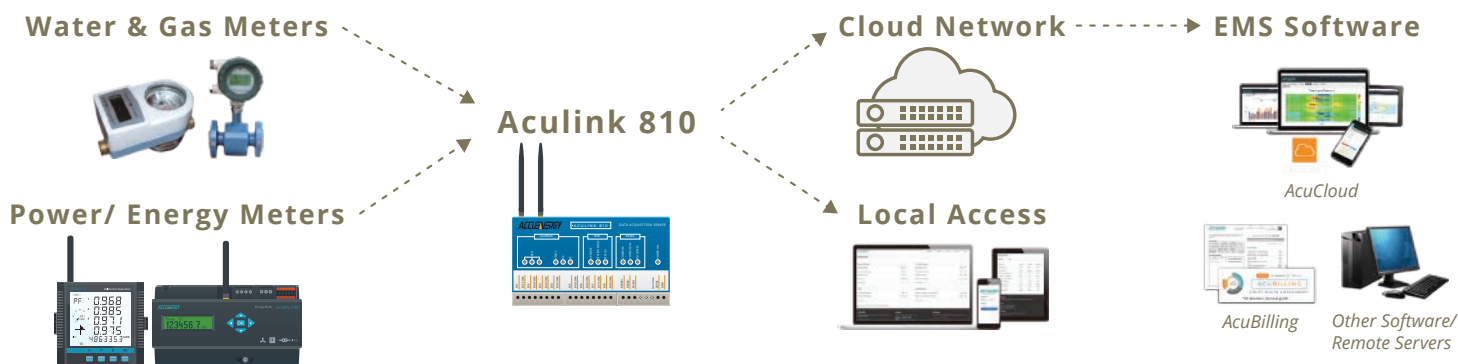
AcuLink 810 can read Modbus, BACnet, and Mbus devices offering integrators the option to retrofit existing systems saving time and costs. Support for multiple protocols facilitates the intercommunication of devices by allowing such devices to interoperate on a BACnet IP network.

Data Logging

Critical data, such as energy and power quality measurements, is stored in 8GB non-volatile memory with a capacity for over three years of energy data collected at 15-minute intervals. Logged information is easily retrieved from a web browser or posted to a remote sever via HTTP/HTTPs, FTP in CSV or JSON format.

Embedded Web Server

Access and monitor all connected devices anytime, anywhere using a web browser. A friendly UI allows users to easily view of all collected devices with detailed real-time metering summary, setup, alarms, and configurable upload channels.



IoT Connectivity

Support for MQTT protocol allows subscribers to instantly receive up-to-date device data to their mobile phone or other Internet of Things devices. Messages can be configured to send at intervals for specific connected devices.

Poll Downstream Data

Allow a Modbus master on a remote network to poll downstream metering data directly from all RTU devices that are connected to the DAQ BACnet gateway. The AcuLink 810 supports Modbus polling for eight pulse counters used for water, heat, gas and electricity metering.

Daisy Chain 32 Devices

Users can daisy-chain up to 32 devices using the RSTP protocol. This can cut down the amount of network switches required in different applications and allows the use of 1 network switch/router to be used with up to 32 devices. An additional 32 Modbus-RTU devices can be connected via USB port.

AcuLink 810 Gateway Conversion

	AcuLink 810-X	AcuLink 810-900	AcuLink 810-868
Gateway	Incoming Protocols	Modbus-RTU, Modbus-TCP/IP, BACnet-MS/TP, BACnet-IP, SunSpec, Mbus, Pulse Counter, Virtual Meter	
	Outgoing Protocols	Modbus-TCP/IP, BACnet-IP, SNMP, HTTP, HTTPs, FTP, sFTP, MQTT	
Digital Input		8 Pulse Counters	
Onboard Memory		8GB	
Interval Logging		1 to 1,440 Minutes	
AcuMesh 900Mz		●	
AcuMesh 868Mz		●	



AcuMesh



Wireless RS485 Transceiver

The AcuMesh network solution is designed to connect RS485-enabled devices including meters, sensors, gateways, PLCs, and more into a seamless wireless network. It offers a cost-effective, non-intrusive installation that eliminates the need for additional communications wiring.

ACCUENERGY.COM/ACUMESH



Key Specifications

- Devices are connected automatically on power up without configuration or software
- Compatible with Modbus-RTU protocol
- Utilizes either the 900MHz or 868MHz frequency band available in most countries.
- Highly secure communication with 128-bit Advanced Encryption Standard (AES)
- Field-upgradable firmware
- Complex networks are easily configured using free software
- Communicate wirelessly between meters and other RS485 devices running any protocol within a building or campus
- Long-range communication: 1000 ft (305m) indoor / 4 Miles (6.5km) outdoor in a single hop

AcuMesh Wireless RS485 Network

The AcuMesh wireless RS485 network solution eliminates the need for physical RS485 communication wiring. Devices directly connect to an AcuMesh transceiver and the job is done. The AcuMesh transceiver transmits data and commands wirelessly within the network.



AcuCT Flex

Rogowski Coils

Designed for unmatched ease-of-installation, this specialized line of flexible AC current transformers is ideal for deployment in power metering, power quality, and general use applications where space is limited.

ACCUENERGY.COM/ACUCT-FLEX



Key Specifications

- High accuracy for demanding applications
- Wide current input range 5A - 50,000A AC
- Four coil lengths available: 16", 24", 36", or 47"
- A broad frequency range makes it an excellent choice for monitoring harmonics and power quality
- Directly compatible with Accuenergy RCT input devices - no external power supply or integrator needed

4 Standard Lengths

We offer four coil lengths: 16", 24", 36", and 47". Custom lengths available upon request.

Wide Current Sensing

Measure current from 5A to 50,000A on a standard coil.
Higher current range available upon request.

High Accuracy & Linearity

Accuracy is 0.5% across the entire range of measurement.

Flexible Style CT

Rope-like coil allows it to fit into limited spaces where regular, ridged CTs cannot be used.

Wide Frequency Response Range

Standard frequency response range 10 Hz - 20kHz.
Higher frequency range available upon request.

Standard & Custom Output

Multiple output ratio options available, including: 100mV/1000A, 40mV/1000A, 25mV/1000A, 10mV/1000A.

AcuCT Flex Series Options

	RCT16	RCT24	RCT36	RCT47
Input Range	5A - 50000A	5A - 50000A	5A - 50000A	5A - 50000A
Output Option	Output to Specified RCT input			
Window Size	4.17" (106mm)	7.01" (178mm)	10.67" (271mm)	14.53" (369mm)
Length	15.75" (400mm)	23.62" (600mm)	35.43" (900mm)	47.24" (1200mm)
Accuracy	0.5% Combined with Acuvim II Series at Any Point			



RIK Series

Rogowski Integrator Kit

The integrators are a versatile, plug-and-play solution that allows Rogowski coils to be field-configurable for multiple CT input ratios. Single-phase and three-phase options are available with four Rogowski coil lengths to choose from.



ACCUENERGY.COM/ACUCT-RIK



Key Specifications

- CT ratios are field-configurable for on-site flexibility
- Output types include 0-5A, 0-1A, 0-333mV, 4-20mA, 0-20mA, 0-5V, 0-10V
- RIK 1AR: 0-A Output Relay Class (5P20). Rogowski coil sold separately.
- Individual CT ratios can be configured for each channel.
- Works in any single-phase application with different current ratings
- Works in both 50Hz and 60Hz systems.
- Four coil lengths available: 16", 24", 36", or 47"

RIK Series Options

	RIK 1AR*	RIK 5A	RIK mV	RIK 4-20mA	RIK 0-5V
Current Measurement Range	0.25A - 100kA		2.5A - 60,000A		
Sensing Range	50A, 200A, 500A, 2000A and 5000A (User Selectable)	500A, 1000A, 2500A, 5000A, 10000A, 25000A and 50000A (Field Configurable)			
Output Rated Options	0-1A	0 - 6A RMS (0 - 5A RMS Nominal)	0-333mVac	4-20mAadc, 0-20mAadc	0-5Vdc, 0-10Vdc
Accuracy	% at 1A, 5% at 20A	1.0%	1.0%	1.0%	1.0%
Rogowski Coil Sizes			16", 24", 36", 47"		
Frequency	50Hz and 60Hz		45Hz to 65Hz		
Single-Phase	•	•	•	•	•
Three-Phase		•	•	•	•

*RIK 1AR: Rogowski coil sold separately.



AcuCT R



Revenue-Grade Split-Core Current Transformer

High-accuracy split core current transformers with a unique press-to-open hinged design and current input range from 5A to 5000A AC. AcuCT R also offers revenue grade accuracy for billing applications.

ACCUENERGY.COM/ACUCT-R



Key Specifications

- 5A - 5000A AC current input range.
- Revenue grade accuracy meets IEC 60044-1 Class 0.5s
- UL listed for XOBA UL2808 standard, CSA C22.2 No. 61010-1
- Multiple voltage or current secondary output options including 5A and 333mV.
- Multiple mounting options with included accessories and a variety of window shapes and sizes available.

AcuCT R Series Options

	AcuCT-075R	AcuCT-100R	AcuCT-125R	AcuCT-200R	AcuCT-3135R	AcuCT-4161R	AcuCT-5170R
Input Range	1A - 150A	5A - 250A	5A - 400A	5A - 1000A	5A - 1000A	5A - 5000A	5A - 5000A
Typical Input	50A, 100A, 150A	100A, 200A, 250A	100A, 200A, 300A, 400A	400A, 600A, 800A, 1000A	600A, 800A, 1000A, 1200A, 1500A	1200A, 1600A, 2000A, 2500A, 3000A, 4000A, 5000A	2000A, 3000A, 4000A, 5000A
Output Option	333mV, 80mA, 100mA, 200mA	1A, 333mV, 80mA, 100mA, 200mA	1A, 333mV, 80mA, 100mA, 200mA	1A, 333mV, 80mA, 100mA, 200mA	5A, 1A, 333mV, 80mA, 100mA, 200mA	5A, 1A, 333mV, 80mA, 100mA, 200mA	5A, 1A, 333mV, 80mA, 100mA, 200mA
Window Size	0.75" x 0.75" (19.5 x 19.5 mm)	1" x 1" (25 x 25 mm)	1.25" x 1.25" (32 x 32 mm)	2" x 2" (51 x 51 mm)	3.1" x 3.5" (80 x 90 mm)	4.1" x 6.1" (105 x 155 mm)	5.1" x 7" (130 x 180 mm)
Exterior Dimensions	2.3" x 2.3" x 0.9" (58 x 58 x 22 mm)	2.6" x 2.6" x 0.9" (65 x 65 x 22 mm)	3.2" x 3.2" x 0.9" (82 x 82 x 22 mm)	4.4" x 4.4" x 1.25" (111 x 111 x 32 mm)	5.7" x 6.1" x 1.25" (144 x 154 x 32 mm)	7.3" x 9.3" x 1.8" (185 x 235 x 45 mm)	8.3" x 10.2" x 1.8" (210 x 260 x 45 mm)
Accuracy	IEC 60044-1 0.5s class						
UL Listed	•	•	•	•	•	•	•



AcuCT mV



333mV Split-Core Current Transformer

Accuenergy's 333mV split-core current transformer is specifically built with retrofit installations in mind. It can be pulled apart and securely pushed back together to allow the current transformer to be installed without disrupting the existing system. It is a cost-effective solution for general panel metering applications.

ACCUENERGY.COM/ACUCT-MV



Key Specifications

- Current transformers offering a conventional split-core form factor
- Safe mV secondary output
- 0.5% accuracy from 10-120% of rated current
- 20A - 5000A AC current input range.
- UL Recognized

AcuCT mV Series Options

	AcuCT-075	AcuCT-125	AcuCT-200	AcuCT-3050
Input Range	10A - 200A	30A - 600A	60A - 1500A	40A - 5000A
Typical Input	100A, 200A	300A, 400A, 600A	600A, 800A, 1000A, 1200A, 1500A	400A, 600A, 1000A, 1500A, 2000A, 3000A, 5000A
Rated Option	333mV			
Window Size	0.75" x 0.75" (19.1 x 19.1 mm)	1.25" x 1.25" (31.8 x 31.8 mm)	2" x 2" (50.8 x 50.8 mm)	3" x 5" (76.2 x 127 mm)
Exterior Dimensions	2" x 2.098" x 0.669" (50.8 x 53.3 x 17 mm)	3.248" x 3.35" x 1.025" (82.5 x 85.1 x 26 mm)	4.764" x 5" x 1.81" (121 x 127 x 30 mm)	5.748" x 7.5" x 1.402" (146 x 190.5 x 35.6 mm)
Accuracy	0.5%	0.5%	0.5%	0.5%



AcuCT 5A



5A Split-Core Current Transformer

AcuCT 5A current transformers are lightweight, compact, and ideal for a wide range of industrial applications where high accuracy is critical.

Available in a variety of sizes and input ranges from 5A to 5000A, AcuCT 5A are designed with specialized mounting clips and tension screws for optimal installation.

ACCUENERGY.COM/ACUCT-5A



Key Specifications

- 0.5% accuracy from 10%-120% of rated current
- 100A to 6000A measurement range
- Industrial standard 5A secondary output. Optional 1A output
- Accessory kits included for mounting in multiple locations
- UL Recognized

AcuCT 5A Series Options

	AcuCT-0812	AcuCT-2031	AcuCT-3147	AcuCT-3163
Input Range	5A - 400A	5A - 1000A	5A - 1600A	5A - 5000A
Typical Input	100A, 150A, 200A, 250A, 300A, 400A	400A, 600A, 800A, 1000A	1000A, 1200A, 1600A	2000A, 2500A, 3000A, 4000A, 5000A
Output Option	5A, 1A	5A, 1A	5A, 1A	5A, 1A
Window Size	0.83" x 1.22" (21 x 31 mm)	1.97" x 3.15" (50 x 80 mm)	3.15" x 4.72" (80 x 120 mm)	3.15" x 6.3" (80 x 160 mm)
Exterior Dimensions	3.5" x 4.13" x 1.57" (89 x 105 x 40 mm)	3.5" x 4.13" x 1.57" (89 x 105 x 40 mm)	5.67" x 7.28" x 1.97" (144 x 185 x 50 mm)	6.93" x 9.72" x 2.76" (176 x 247 x 70 mm)
Accuracy	0.5%	0.5%	0.5%	0.5%



AcuCT Hinged



333mV Split-Core Current Transformer

Compact, lightweight hinged split-core current transformers are designed for installation on branch circuits within an electrical panel where space is at a premium. The AcuCT Hinged series is simple to install and quick to deploy in retrofit applications where 333mV rated output is needed.

ACCUENERGY.COM/ACUCT-HINGED



Key Specifications

- Hinged clip makes installation quick & simple
- Safe mV secondary output
- 5A - 630A AC current input range
- 0.5% accuracy from 10-120% of rated current
- UL Recognized

AcuCT mV Series Options

	AcuCT-H040	AcuCT-H063	AcuCT-H100	AcuCT-H138
Input Range	5A - 75A	5A - 150A	5A - 250A	10A - 630A
Typical Input	20A, 30A, 40A, 50A, 60A	50A, 100A, 150A	100A, 120A, 200A, 250A	200A, 400A, 600A
Rated Option	333mV			
Window Size	0.4" (10.2 mm)	0.63" (16 mm)	1" (25.4 mm)	1.38" (35 mm)
Exterior Dimensions	1.16" x 1.64" x 1.04" (29.4 x 41.7 x 26.4 mm)	1.42" x 2.09" x 1.2" (36 x 53 x 30.5 mm)	2" x 2.76" x 1.52" (50.8 x 70.1 x 38.6 mm)	2.56" x 3.27" x 1.57" (65 x 83 x 40 mm)
Accuracy	0.5%			



AcuCT S113

Solid-Core Current Transformer

Accuenergy solid core CTs are compact, cost-efficient, and provide high accuracy measurements in a rugged form factor. Designed specifically for integration into products that require accurate 1% signal transformation, the solid core design makes them especially resilient in harsh, industrial environments.



ACCUENERGY.COM/ACUCT-S113



Key Specifications

- 1A, 5A, 333mV output rating
- 1% class accuracy
- 1.2In RF
- 50Hz-60Hz rated frequency
- <+/- 1.0% ratio error
- </= 60' phase error
- 5-120% measurement range
- 500V/100MΩ insulation resistance

AcuCT S113 Solid-Core Series Options

	AcuCT S113-200	AcuCT S113-300	AcuCT S113-400
Primary Input	200A	300A	400A
Rated Output	1A, 5A, 333mV	1A, 5A, 333mV	1A, 5A, 333mV
Rated Voltage	<1,000V	<1,000V	<1,000V
Burden	≤3.75VA	≤3.75VA	≤3.75VA
Rated Frequency	50Hz - 60Hz	50Hz - 60Hz	50Hz - 60Hz
Exterior Dimension	2.38" x 2.68" x 0.96" (60.5 x 68.0 x 24.5 mm)	2.38" x 2.68" x 0.96" (60.5 x 68.0 x 24.5 mm)	2.38" x 2.68" x 0.96" (60.5 x 68.0 x 24.5 mm)
Form Factor	Solid-Core	Solid-Core	Solid-Core
UL Listed	•	•	•



AcuCT S77



Revenue-Grade Solid-Core Current Transformer

The AcuCT S77 Series solid-core current transformers feature class-leading 0.15% accuracy and meet stringent Measurement Canada requirements for use in metering applications. Robust and compact, it's ready for any application that requires exceptionally accurate signal transformation.

ACCUENERGY.COM/ACUCT-S77



Key Specifications

- 0.15 class accuracy
- 10 kV impulse insulation (BIL)
- 50 MΩ insulation resistance
- UL94V-0 enclosure plastic
- 18 AWG UL 1015 lead wire
- UL Listed to UL2808 standard
- Measurement Canada approved

AcuCT S77 Series Options

	AcuCT S77-100	AcuCT S77-200
Primary Input	100A	200A
Rated Output	80mA, 100mA	80mA, 100mA
Resistance	50 MΩ	50 MΩ
Burden	0.005	0.005
Window Radius	0.78" (19.7 mm)	0.78" (19.7 mm)
Exterior Radius (in)	2.01	2.01
UL Listed	•	•



HAB 16555



DC Current Sensors

Ideal for retrofit installation, the split-core, nonintrusive design offers seamless integration into any existing DC electrical system using a bus bar or other large conductor. Available in both unidirectional and bidirectional options, measure up to 5000A with a rated output signal of either 4-20mA or 0-5V.

ACCUEnergy.COM/HAB



Key Specifications

- Measures DC current up to 5000A
- High accuracy: 0.5%
- Optimal output signal at either 4-20mA or 0-5V
- Non-invasive design ideal for use in existing installations
- Optional bidirectional current input
- Certified CE and RoHS compliant

DC Current Sensor Series Options

	HAB-16555
Primary Input	1000A, 2000A, 3000A, 4000A, 5000A
Rated Output	4-20mA, 0-5V
Window Diameter Size (in)	6.50 x 2.17
Window Size (mm)	165 x 55
Exterior Dimension	3.80" x 9.25" x 1.93" (96 x 235 x 49 mm)
Accuracy	0.5%
Bidirectional	Optional
Certifications	CE, RoHS
Form Factor	Split-Core



HAK



Hall Effect Current Sensors

The HAK Hall Effect current sensor measures DC current up to 1000A with a rated output signal at either 4-20mA or 0-5V. Ideal for sensitive environments, the Hall Effect provides a natural, protective field that isolates the sensor from high electrical fluctuation from the conductor.

ACCUEnergy.COM/HAK



Key Specifications

- Measure DC current up to 1000A
- High accuracy: 0.5%
- Optimal output signal at either 4-20mA or 0-5V
- Non-invasive design is ideal for use in existing installations
- Optional bidirectional current input
- Certified CE and RoHS compliant

Hall Effect Current Series Options

	HAK21	HAK40
Primary Input	50A, 100A, 200A	400A, 600A, 1000A
Rated Output	4-20mA, 0-5V	4-20mA, 0-5V
Window Diameter Size (in)	0.83	1.58
Window Size (mm)	21	40
Exterior Dimension	2.36" x 2.40" x 0.63" (60 x 61 x 16 mm)	3.94" x 3.94" x 0.94" (100 x 100 x 24 mm)
Accuracy		0.5%
Bidirectional		Optional
Certifications		CE, RoHS
Form Factor		Split-Core

HV2



ACCUENERGY.COM/HV2

HV2 Series

The HV2 Hall effect DC voltage sensor series is designed to provide reliable, accurate voltage measurements in DC applications up to 1500V. Ideal for railway, DC coupled energy storage, solar systems, or other high voltage DC installations.


Key Specifications

- Measure DC voltage up to 1,500V
- Accuracy class: 0.5%
- Output signal: 0-5Vdc
- Robust design for harsh installations

HV2 Series Options

	HV2-1000	HV2-1200	HV2-1500
Primary Input	1000V	1200V	1500V
Rated Output	0-5Vdc	0-5Vdc	0-5Vdc
Exterior Dimension	6.57" x 2.44" x 3.58" (167.0 x 62.0 x 91.0mm)		
Accuracy	0.50%	0.50%	0.50%
Polarity	Terminal Connection	Terminal Connection	Terminal Connection
Certifications	RoHS	RoHS	RoHS
Form Factor	Surface Mount	Surface Mount	Surface Mount

DC Shunts



ACCUENERGY.COM/DC-SHUNTS

Shunt Series

DC current shunts are engineered for precision measurement in DC current systems. Pair with a DC power meter in renewable energy, mass transit, battery charging, heavy industrial environments, and other DC current applications.

Key Specifications


- Accuracy class: 0.5%
- 75mV voltage drop
- Choose from multiple current input options

DC Current Shunt Series Options

Shunt	50A	100A	200A	500A	1000A	2000A	4000A
Voltage Drop	75mV	75mV	75mV	75mV	75mV	75mV	75mV
Primary Input	50A	100A	200A	500A	1000A	2000A	4000A
Operation Temperature	-40 to +60C	-40 to +60C	-40 to +60C	-40 to +60C	-40 to +60C	-40 to +60C	-40 to +60C
Exterior Dimension	0.98" x 4.72" x 0.87" 25 x 120 x 22mm	0.91" x 4.29" x 0.43" 23 x 109 x 11mm	0.87" x 4.65" x 0.87" 22 x 118 x 22mm	1.81" x 5" x 0.87" 46 x 127 x 22mm	3.82" x 5" x 0.87" 97 x 127 x 22mm	5.35" x 7.87" x 3.82" 136 x 200 x 97mm	7.87" x 7.48" x 3.82" 200 x 190 x 97mm
Accuracy	0.5%	0.5%	0.5%	0.5%	0.5%	0.5%	0.5%



NEED HELP?



CONTACT US FOR

ENGINEERING

DESIGN & SPECIFICATION SUPPORT



ISO9001 Certified



ACCUENERGY (CANADA) INC.

2 Lansing Square, Suite 700
Toronto, ON M2J 4P8, Canada

TF: 1-877-721-8908
INT: +1-416-497-4100
FAX: +1-416-497-4130
E: marketing@accuenergy.com
<https://www.accuenergy.com>



ACCUENERGY SOUTH AFRICA (PTY) LTD.

Castle Walk Corporate Park, Block B, Cnr.
Nossob & Swakop Street, Erasmuskloof,
Pretoria, 0181, South Africa

TF: +27 (0) 87 802 6136
<https://sa.accuenergy.com>

All specifications are subject to change without notice.

ACCUEENERGY
MAKE ENERGY USAGE SMARTER

www.accuenergy.com